

Job Information

Job #: 94887

Date: November 7, 2018

Priority: —

Authorized OT: No

Authorized by:

Customer Information

Name: Baxter

Reason:

Contact:

Motor#:

PO#:

Application: —

Special notes:

Name Plate Information

Manufacturer: Reliance

Enclosure : Open Drop Proof (ODP)

Enclosure Type image

Serial#: T25S1304E-RR

Model#:

Service Factor:

Frame: SC2512ATZ

Horsepower/kW: 40

Rated RPM: 2100



Armature

Volts 400

Amps 70

Fields

Volts 150300

Amps 2.221

Nameplate


DE

ODE

F1

F2

Top



Not Available



Mechanical Inspection

Inspect bolt holes and fasteners. Validate correct fasteners.

Does the shaft turn freely?: Yes

Contaminant(s): None

Shaft rotation: Bi-directional

Contaminant(s) Amt: None

Shaft Condition: Good

Contaminant Image:

Shaft grounding device present?: No

Not Available

Type of grounding device: None

Shaft runout(TIR-Inbound):

Bearing Type Image



Bearing Make Image



Bearing Retainer Image



Thermal Protection



Lubrication Type: Grease

Thermal Protection device DE: N/A

Lubrication brand inbound: Mobile Polyrex EM

Thermal Protection device ODE: Thermal Overloads

Lubrication brand outbound: Mobile Polyrex EM

Grease Amt DE: Full

Grease Cond. DE: New

Grease Amt ODE: Full

Grease Cond. ODE: New

Mechanical Inspection (Continued)

Brushholders

Number	4
Condition	Good
Size	
Spring type	

Brushes

Number	4
Size	
Shunt Len.	3.5
Insulated	No
TermType	


Brg Image




Shaft Image




Brushing/sleeves




End bell



Water jacket: Ok



Fan: Ok



Frame cond.: Good



Motor Mount Position: Horizontal/Foot mount

Foot/Flange condition: Ok

Foot flatness: Pass

WEST TENNESSEE

7030 Ryburn Drive
Millington, TN 38053
Phone 901-873-5300
Fax 901-873-5301

CENTRAL ARKANSAS

6812 Lindsey Rd.
Little Rock, AR 72206
Phone 501-375-9178
Fax 501-375-4254



DC Electrical Inspection

Brushes: Normal wear

Brush Image:



Brush holders: Salvageable Qty.

Insulators: Salvageable Qty.

Lead support stud: Salvageable Qty.

Alternate brush image:



Rocker ring: Salvageable Qty.


Commutator Type: Tig welded

Commutator images

Commutator Hardness: Good

Commutator Condition : Flashed

Commutator Film: Black



Armature type: Factory If other

Failure mode: Ground If other

Failure location: Commutator If other

Armature condition: Rewind If other

Winding color: Still has color

Armature images



DC Electrical Inspection (Continued)

Armature Test Results

Armature image



Megs: Bad Hi-pot: Bad Core loss: Good

Fields condition

Series/Stab condition: Ok

Fields condition image:



Shunts condition: Ok

InterCoils condition: Ok

Fields test results

Series/Stab Meg: Ok Hi Pot: Ok Resistance: Ok

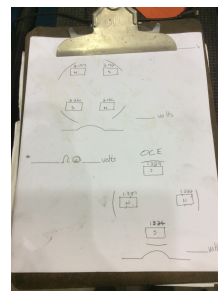
Shunts Meg: Ok Hi Pot: Ok Resistance: Ok

InterCoils Meg: Ok Hi Pot: Ok Resistance: Ok

Thermistors: None

Field Test image

RTD: In use At



Thermostat: Open

Leads/jumpers: Ok

Lead jumper Image:



Conclusion

Component Failure

Armature test failed.

Cause of Failure

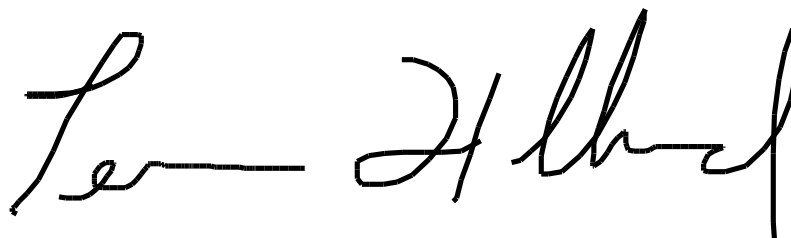
Grounded at the commutator. One of the brush holders was moved out of place and was rubbing against the commutator. A groove was worn into the comm which was the primary cause of failure.

Comments

Turn and undercut comm. Rewind armature. Recondition stator. All machine fits check good. Brushes check good.

Service Tech name: Terrence Holland

Service Tech
signature:

A handwritten signature in black ink, appearing to read 'Terrence Holland'.