



MILLINGTON, TN

LITTLE ROCK, AR

## Job Information

Job #: 97047

Date: July 30, 2020

Priority: —

Authorized OT: No

Authorized by:

## Customer Information

Name: Delta Plastic

Motor#:

## Name Plate Information

Manufacturer:	Baldor /Reliance	Enclosure :	Open Drop Proof (ODP)	Horsepower/kW:	150
Serial#:	B889014-010001 HQ	Model#:	B889014	Service Factor:	
Frame:	URL28827	Rated RPM:	1750	Rated Voltage:	460
Phase:	3	Rated Amps:	180	Cycles:	60

Special design: No

## AC Electrical Inspection

Megs after rewind: Good Surge after rewind: Good Hi-pot after rewind: Good

Core loss: Good Thermistors: None Thermostat: None

RTD: None ohms at degrees C

Motor Heater(s) Present: Yes Qty: Voltage: Wattage:

**WEST TENNESSEE**  
7030 Ryburn Drive  
Millington, TN 38053  
Phone 901-873-5300  
Fax 901-873-5301

**CENTRAL ARKANSAS**  
6812 Lindsey Rd.  
Little Rock, AR 72206  
Phone 501-375-9178  
Fax 501-375-4254



MILLINGTON, TN

LITTLE ROCK, AR

## AC Electrical Inspection (Continued)




### Core Test Data

	Flux	Watts	Watts loss per lb	Condition of iron
Before burnout				
After burnout	84.275	0.699	1.168	101

## Conclusion

Service Tech name: RHR

Service Tech signature:



#### WEST TENNESSEE

7030 Ryburn Drive  
Millington, TN 38053  
Phone 901-873-5300  
Fax 901-873-5301

#### CENTRAL ARKANSAS

6812 Lindsey Rd.  
Little Rock, AR 72206  
Phone 501-375-9178  
Fax 501-375-4254



MILLINGTON, TN

LITTLE ROCK, AR

**Polyphase AC Winding**

Polyphase Date: July 30, 2020

Hp/kw: 150 RPM: 1750 Poles: 4 Manufacturer: Baldor /Reliance

Slots: 48 Type: Volts: 460

Coils: 48 Model: B889014 Amps: 180

Grouping 12 Of 4 Serial#: B889014-010001 HQ Phase: 3

Of Lead marking: Hertz: 60

Turns/Coil: 11 Lead length: 16 C Rise: Frame: URL22827

Wire Size 17 Lead size: 4 Duty: C AMB:

Wire Mult. 5 Num.Leads: 112233 Eff.: Ins.Cls.:

Pitch 1 to: 11 ☐ DP ☐ TEFC ☐ XPRF ☐ TENV S.F.:

Connection: 4D

Jumper:

Core length: 10.375

Core ID: 8.50

Back iron: 1.25

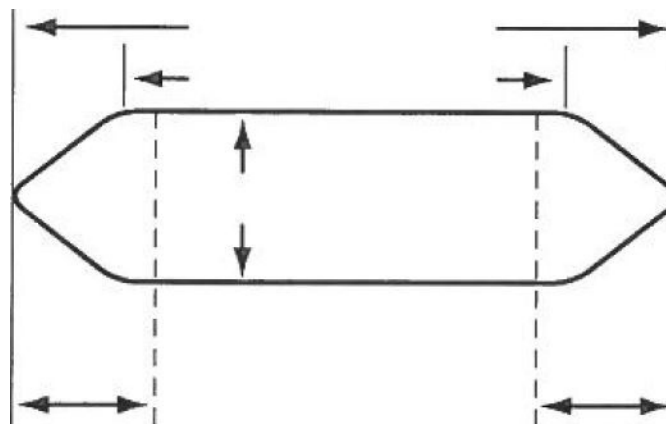
Slot depth: 1.187

Slot/tooth w: 0.272

Wire weight: 60

Vents: Size

COIL

☒ LeftConnection End  
(Facing Terminal Box)☐ Right**WEST TENNESSEE**7030 Ryburn Drive  
Millington, TN 38053  
Phone 901-873-5300  
Fax 901-873-5301**CENTRAL ARKANSAS**6812 Lindsey Rd.  
Little Rock, AR 72206  
Phone 501-375-9178  
Fax 501-375-4254



MILLINGTON, TN

LITTLE ROCK, AR

**Single Phase**

Split Phase ☐  
Capacitor: ☐ Start ☐ Start & Run ☐ Perm. Split

Hp/kw: 150

RPM: 1750

Manufacturer: Baldor /Reliance

	Run	Start	Type:	Volts:	460
No. Slots			Model: B889014	Amps:	180
No. Poles			Style:	Hertz:	
Coils/pole			Form:	Frame:	
Dwg No.			C Rise:	Hrs.:	Cap. Mfd.:
Wire Size			Serial#: B889014-010001 HQ		
Wires in par.			Duty: —	<input type="checkbox"/> BB	<input type="checkbox"/> SB
No. Circuits			Open: —		
Coil Ext.			Sta.length:	Sta.b.i.:	
Stator Bore					

Running ☐ ☐ ☐ ☐ ☐ ☐ ☐ ☐ ☐ ☐ ☐ ☐ ☐ ☐ ☐ ☐ ☐ ☐

Slot No. 1 2 3 4 5 6 7 8 9 10 11 12 13 14 15 16 17 18

Starting ☐ ☐ ☐ ☐ ☐ ☐ ☐ ☐ ☐ ☐ ☐ ☐ ☐ ☐ ☐ ☐ ☐ ☐

Customer: Delta Plastic

(Please return a copy to EASA Headquarters, 1331 Baur Blvd., St. Louis, MO 63132)

**WEST TENNESSEE**

7030 Ryburn Drive  
Millington, TN 38053  
Phone 901-873-5300  
Fax 901-873-5301

**CENTRAL ARKANSAS**

6812 Lindsey Rd.  
Little Rock, AR 72206  
Phone 501-375-9178  
Fax 501-375-4254

## AC Stator Form Coil Data

1. Core bore diameter
2. Total core length
3. Back iron
4. No. of vents
5. Width of vents
6. Finger plate width
7. Overall coil length
8. Connection end extension
9. Opposite Conn. End Ext.
10. Straight length bottom side
11. Straight length top side
12. Small knuckle drop. CE
13. Large knuckle drop. CE
14. Conn. Support Ring from core
15. Opp. Conn. Supp. Ring from core
16. Connection support ring ID
17. Opp. Conn. Supp. Ring ID
18. Total slot depth
19. Slot depth under wedge
20. Slot width

OCE

OCE



## AC Stator Form Coil Data (Continued)

21. Lead location ☐ A ☐ B ☐ C ☐ D

22. Coil type ☐ Left hand ☐ Right hand

23. Coil leads Long# LG

Short# LG

☐ Out ☐ Down

24. Jumper —

25. Connection —

26. No. of circuits

27. No. of slots

28. Coil throw 1-

29. Turns per coil

30. Total wires in parallel

31. Bare wire sizes ( ) x

( ) x

32. Strand insulation

☐ Film ☐ Glass ☐ Mica ☐ Bare ☐ Other

33. Coil weight Lbs.

34. Groups of Coils

Groups of Coils

35. Iron skewed ☐ Right ☐ Left in




# AC Stator Form Coil Data (Continued)

Special Features	Yes	No
Data change	<input type="checkbox"/>	<input type="checkbox"/>
Coil support ring steel	<input type="checkbox"/>	<input type="checkbox"/>
Terrace wound	<input type="checkbox"/>	<input type="checkbox"/>
Corona Protection	<input type="checkbox"/>	<input type="checkbox"/>
RTDs	<input type="checkbox"/>	<input type="checkbox"/>
Ohms Qty		
Hermetic	<input type="checkbox"/>	<input type="checkbox"/>
Slot paper used	<input type="checkbox"/>	<input type="checkbox"/>
Insulation class	<input type="checkbox"/> B <input type="checkbox"/> F <input type="checkbox"/> H	
<input type="checkbox"/> VPI <input type="checkbox"/> Dip & Bake <input type="checkbox"/> Sealed		
<input type="checkbox"/> Leads taped <input type="checkbox"/> Leads sleeved		
Comments		

