



MILLINGTON, TN

LITTLE ROCK, AR

Job Information

Job #: 95610

Date: September 9, 2019

Priority: —

Authorized OT: No

Authorized by:

Customer Information

Name: Welspun

Motor#:

Name Plate Information

| | | | | | |
|---------------|-----------|-------------|-----------------------|-----------------|------|
| Manufacturer: | US Pump | Enclosure : | Open Drop Proof (ODP) | Horsepower/kW: | 40 |
| Serial#: | H040S2BLH | Model#: | BF47A | Service Factor: | 1.15 |
| Frame: | 324TPH | Rated RPM: | 1780 | Rated Voltage: | 460 |
| Phase: | 3 | Rated Amps: | 49 | Cycles: | 60 |

Special design: No

AC Electrical Inspection

Megs after rewind: Good Surge after rewind: Good Hi-pot after rewind: Good

Core loss: Good Thermistors: None Thermostat: None

RTD: None ohms at degrees C

Motor Heater(s) Present: Yes Qty: Voltage: Wattage:

WEST TENNESSEE
7030 Ryburn Drive
Millington, TN 38053
Phone 901-873-5300
Fax 901-873-5301

CENTRAL ARKANSAS
6812 Lindsey Rd.
Little Rock, AR 72206
Phone 501-375-9178
Fax 501-375-4254



MILLINGTON, TN

LITTLE ROCK, AR

AC Electrical Inspection (Continued)




Core Test Data

| | Flux | Watts | Watts loss per lb | Condition of iron |
|----------------|--------|-------|-------------------|-------------------|
| Before burnout | | | | |
| After burnout | 84.637 | 0.735 | 1.519 | 119 |

Conclusion

Service Tech name: RHR

Service Tech signature:



WEST TENNESSEE

7030 Ryburn Drive
Millington, TN 38053
Phone 901-873-5300
Fax 901-873-5301

CENTRAL ARKANSAS

6812 Lindsey Rd.
Little Rock, AR 72206
Phone 501-375-9178
Fax 501-375-4254

Polyphase AC Winding

Polyphase Date: September 9, 2019

4 Manufacturer: US Pump

Hp/kw: 40

RPM: 1780

Poles:

Slots:

48

Type:

RU

Volts: 460

Coils:

48

Model: BF47A

Amps: 49

12 Of 4

Grouping

Of

Serial#: H040S2BLH

Phase: 3

Lead marking:

Hertz: 60

Turns/Coil:

19

Lead length:

1

C Rise:

Frame:

324TPH

Wire Size

17

Lead size:

8

Duty:

C AMB:

Wire Mult.

2

Num. Leads:

3

Eff.:

Ins. Cls.:

Pitch 1 to:

11

☐ DP

☐ TEFC

☐ XPRF

☐ TENV

S.F.:

1.15

Connection:

2D

Jumper:

Core length:

5.125

Core ID:

9.0

Back iron:

1.125

Slot depth:

0.875

Slot/tooth w:

0.284

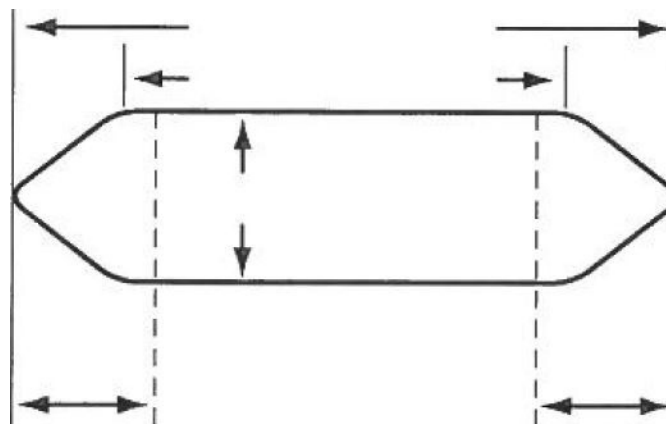
Wire weight:

32

Vents:

Size

COIL


☒ Left

Connection End
(Facing Terminal Box)

☐ Right

Rotor bars:



MILLINGTON, TN

LITTLE ROCK, AR

Single Phase

Split Phase ☐
Capacitor: ☐ Start ☐ Start & Run ☐ Perm. Split

Hp/kw: 40

RPM: 1780

Manufacturer: US Pump

Run

Start

Type:

Volts: 460

Model: BF47A

Amps: 49

Style:

Hertz:

Form:

Frame:

No. Slots

No. Poles

Coils/pole

Dwg No.

C Rise:

Hrs.:

Cap. Mfd.:

Wire Size

Serial#: H040S2BLH

Wires in par.

Duty: —

☐ BB☐ SB

No. Circuits

Open: —

Coil Ext.

Sta.length:

Sta.b.i.:

Stator Bore

Running ☐ ☐ ☐ ☐ ☐ ☐ ☐ ☐ ☐ ☐ ☐ ☐ ☐ ☐ ☐ ☐ ☐ ☐

Slot No. 1 2 3 4 5 6 7 8 9 10 11 12 13 14 15 16 17 18

Starting ☐ ☐ ☐ ☐ ☐ ☐ ☐ ☐ ☐ ☐ ☐ ☐ ☐ ☐ ☐ ☐ ☐ ☐

Customer: Welspun

(Please return a copy to EASA Headquarters, 1331 Baur Blvd., St. Louis, MO 63132)

WEST TENNESSEE
7030 Ryburn Drive
Millington, TN 38053
Phone 901-873-5300
Fax 901-873-5301

CENTRAL ARKANSAS
6812 Lindsey Rd.
Little Rock, AR 72206
Phone 501-375-9178
Fax 501-375-4254

AC Stator Form Coil Data

1. Core bore diameter
2. Total core length
3. Back iron
4. No. of vents
5. Width of vents
6. Finger plate width
7. Overall coil length
8. Connection end extension
9. Opposite Conn. End Ext.
10. Straight length bottom side
11. Straight length top side
12. Small knuckle drop. CE
13. Large knuckle drop. CE
14. Conn. Support Ring from core
15. Opp. Conn. Supp. Ring from core
16. Connection support ring ID
17. Opp. Conn. Supp. Ring ID
18. Total slot depth
19. Slot depth under wedge
20. Slot width

OCE

OCE



AC Stator Form Coil Data (Continued)

21. Lead location ☐ A ☐ B ☐ C ☐ D

22. Coil type ☐ Left hand ☐ Right hand

23. Coil leads Long# LG

Short# LG

☐ Out ☐ Down

24. Jumper —

25. Connection —

26. No. of circuits

27. No. of slots

28. Coil throw 1-

29. Turns per coil

30. Total wires in parallel

31. Bare wire sizes () x

() x

32. Strand insulation

☐ Film ☐ Glass ☐ Mica ☐ Bare ☐ Other

33. Coil weight Lbs.

34. Groups of Coils

Groups of Coils

35. Iron skewed ☐ Right ☐ Left in


AC Stator Form Coil Data (Continued)

Special Features Yes No

Data change ☐ ☐

Coil support ring steel ☐ ☐

Terrace wound ☐ ☐

Corona Protection ☐ ☐

RTDs ☐ ☐

Ohms Qty

Hermetic ☐ ☐

Slot paper used ☐ ☐

Insulation class ☐ B ☐ F ☐ H

☐ VPI ☐ Dip & Bake ☐ Sealed

☐ Leads taped ☐ Leads sleeved

Comments

