



MILLINGTON, TN

LITTLE ROCK, AR

## Job Information

Job #: 94295

Date: May 30, 2018

Priority: —

Authorized OT: No

Authorized by:

## Customer Information

Name: ST Gobian

Motor#:

## Name Plate Information

Manufacturer:	Bald or/Reliance	Enclosure :	Open Drop Proof (ODP)	Horsepower/kW:	300
Serial#:	A12092722022	Model#:	Z44G4243	Service Factor:	
Frame:	449TDZ	Rated RPM:	1785	Rated Voltage:	460
Phase:	3	Rated Amps:	334	Cycles:	60

Special design: No

## AC Electrical Inspection

Megs after rewind: Good Surge after rewind: Good Hi-pot after rewind: Good

Core loss: Good Thermistors: None Thermostat: None

RTD: None ohms at degrees C

Motor Heater(s) Present: Yes Qty: Voltage: Wattage:

**WEST TENNESSEE**  
7030 Ryburn Drive  
Millington, TN 38053  
Phone 901-873-5300  
Fax 901-873-5301

**CENTRAL ARKANSAS**  
6812 Lindsey Rd.  
Little Rock, AR 72206  
Phone 501-375-9178  
Fax 501-375-4254



MILLINGTON, TN

LITTLE ROCK, AR

## AC Electrical Inspection (Continued)


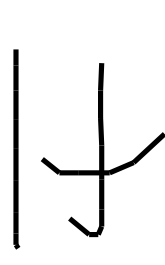

### Core Test Data

	Flux	Watts	Watts loss per lb	Condition of iron
Before burnout				
After burnout				

## Conclusion

Service Tech name: RHR

Service Tech signature:



#### WEST TENNESSEE

7030 Ryburn Drive  
Millington, TN 38053  
Phone 901-873-5300  
Fax 901-873-5301

#### CENTRAL ARKANSAS

6812 Lindsey Rd.  
Little Rock, AR 72206  
Phone 501-375-9178  
Fax 501-375-4254

# Polyphase AC Winding

Polyphase Date: May 30, 2018

Hp/kw: 300 RPM: 1785 Poles: 4 Manufacturer: Bald or/Reliance

Slots: 72 Type: Volts: 460

Coils: 72 Model: Z44G4243 Amps: 334

Serial#: A12092722022 Phase: 3

Lead marking: Hertz: 60

12 Of 6  
Grouping Of

Turns/Coil: 6 Lead length: 6 C Rise: Frame: 449TDZ

Wire Size 17 18 Lead size: 2 Duty: C AMB:

Wire Mult. 10 4 Num.Leads: 12 Eff.: Ins.Cls.:

Pitch 1 to: 17 ☐ DP ☐ TEFC ☐ XPRF ☐ TENV S.F.:

Connection: 4Y/4D

Jumper:

Core length: 16.125

Core ID: 13.0

Back iron: 1.875

Slot depth: 1.625

Slot/tooth w: 0.297

Wire weight: 230

Vents: Size

COIL


☒ Left

Connection End  
(Facing Terminal Box)

☐ Right

Rotor bars:



MILLINGTON, TN

LITTLE ROCK, AR

**Single Phase**

Split Phase ☐  
Capacitor: ☐ Start ☐ Start & Run ☐ Perm. Split

Hp/kw: 300

RPM: 1785

Manufacturer: Bald or/Reliance

	Run	Start	Type:	Volts:	460
No. Slots			Model: Z44G4243	Amps:	334
No. Poles			Style:	Hertz:	
Coils/pole			Form:	Frame:	
Dwg No.			C Rise:	Hrs.:	Cap. Mfd.:
Wire Size			Serial#: A12092722022		
Wires in par.			Duty: —	<input type="checkbox"/> BB	<input type="checkbox"/> SB
No. Circuits			Open: —		
Coil Ext.			Sta.length:	Sta.b.i.:	
Stator Bore					

Running ☐ ☐ ☐ ☐ ☐ ☐ ☐ ☐ ☐ ☐ ☐ ☐ ☐ ☐ ☐ ☐ ☐ ☐

Slot No. 1 2 3 4 5 6 7 8 9 10 11 12 13 14 15 16 17 18

Starting ☐ ☐ ☐ ☐ ☐ ☐ ☐ ☐ ☐ ☐ ☐ ☐ ☐ ☐ ☐ ☐ ☐ ☐

Customer: ST Gobian

(Please return a copy to EASA Headquarters, 1331 Baur Blvd., St. Louis, MO 63132)

**WEST TENNESSEE**

7030 Ryburn Drive  
Millington, TN 38053  
Phone 901-873-5300  
Fax 901-873-5301

**CENTRAL ARKANSAS**

6812 Lindsey Rd.  
Little Rock, AR 72206  
Phone 501-375-9178  
Fax 501-375-4254

## AC Stator Form Coil Data

1. Core bore diameter
2. Total core length
3. Back iron
4. No. of vents
5. Width of vents
6. Finger plate width
7. Overall coil length
8. Connection end extension
9. Opposite Conn. End Ext.
10. Straight length bottom side
11. Straight length top side
12. Small knuckle drop. CE
13. Large knuckle drop. CE
14. Conn. Support Ring from core
15. Opp. Conn. Supp. Ring from core
16. Connection support ring ID
17. Opp. Conn. Supp. Ring ID
18. Total slot depth
19. Slot depth under wedge
20. Slot width

OCE

OCE



## AC Stator Form Coil Data (Continued)

21. Lead location ☐ A ☐ B ☐ C ☐ D

22. Coil type ☐ Left hand ☐ Right hand

23. Coil leads Long# LG

Short# LG

☐ Out ☐ Down

24. Jumper —

25. Connection —

26. No. of circuits

27. No. of slots

28. Coil throw 1-

29. Turns per coil

30. Total wires in parallel

31. Bare wire sizes ( ) x

( ) x

32. Strand insulation

☐ Film ☐ Glass ☐ Mica ☐ Bare ☐ Other

33. Coil weight Lbs.

34. Groups of Coils

Groups of Coils

35. Iron skewed ☐ Right ☐ Left in




## AC Stator Form Coil Data (Continued)

Special Features	Yes	No
------------------	-----	----

Data change	<input type="checkbox"/>	<input type="checkbox"/>
-------------	--------------------------	--------------------------

Coil support ring steel	<input type="checkbox"/>	<input type="checkbox"/>
-------------------------	--------------------------	--------------------------

Terrace wound	<input type="checkbox"/>	<input type="checkbox"/>
---------------	--------------------------	--------------------------

Corona Protection	<input type="checkbox"/>	<input type="checkbox"/>
-------------------	--------------------------	--------------------------

RTDs	<input type="checkbox"/>	<input type="checkbox"/>
------	--------------------------	--------------------------

Ohms Qty		
----------	--	--

Hermetic	<input type="checkbox"/>	<input type="checkbox"/>
----------	--------------------------	--------------------------

Slot paper used	<input type="checkbox"/>	<input type="checkbox"/>
-----------------	--------------------------	--------------------------

Insulation class	<input type="checkbox"/> B	<input type="checkbox"/> F	<input type="checkbox"/> H
------------------	----------------------------	----------------------------	----------------------------

<input type="checkbox"/> VPI	<input type="checkbox"/> Dip & Bake	<input type="checkbox"/> Sealed
------------------------------	-------------------------------------	---------------------------------

<input type="checkbox"/> Leads taped	<input type="checkbox"/> Leads sleeved
--------------------------------------	--

Comments

