



Hi-Speed Industrial Service  
7030 Ryburn Dr  
Millington, Tn 38053  
901-873-5300

## AC Recondition Repair Report

FolderID: 97720  
FormID: 9743225

**Welspun Tubular (11685)**  
9301 Frazier Pike  
Little Rock, AR 72206

Priorities Found: ● 1 - High ● 13 - Good

### General

1. Job Number	97720
2. Report Date	
3. Customer	Welspun

### Name Plate Information

4. Manufacturer	Rodgau	P5
-----------------	--------	----







Hi-Speed Industrial Service disclaims all warranties, both express and implied, relating to the information, reports, opinions and analysis disclosed to the Customer by Hi-Speed. Hi-Speed shall not be liable for any errors or omissions, or any losses, injury or damages arising from the use of such information, reports, opinions and analysis by the Customer.





5. Model	FOM160L-4
6. Serial Number	06062662
7. Horsepower	18 HP
8. KW	
9. Volts	480 Volts
10. Amps	16.5 Amps
11. RPM	1752 RPM
12. Frame	160L
13. Enclosure	TEFC
14. Cycles	60 HZ
15. Phase	3 PH

Hi-Speed Industrial Service disclaims all warranties, both express and implied, relating to the information, reports, opinions and analysis disclosed to the Customer by Hi-Speed. Hi-Speed shall not be liable for any errors or omissions, or any losses, injury or damages arising from the use of such information, reports, opinions and analysis by the Customer.

16.	Service Factor		
17.	Motor Mount Position		
<b>Initial Inspection</b>			
18.	Number of Leads		P13
			
19.	Lead Length		
20.	Lead Size		
21.	Lead Condition		
22.	Lead Markings		
23.	Lug Size, Condition, and Type		
24.	Winding RTD's		
25.	Winding Rtd's Condition		
26.	Shaft Run Out		
27.	Does Shaft Turn Freely		
28.	Does Shaft Have Visible Damage	<b>no</b>	P94
			
29.	Bearing Rtd's		
30.	Bearing Rtd's Condition		
31.	Contamination		
	32. Frame Condition	<b>(P) Pass</b>	P106

Hi-Speed Industrial Service disclaims all warranties, both express and implied, relating to the information, reports, opinions and analysis disclosed to the Customer by Hi-Speed. Hi-Speed shall not be liable for any errors or omissions, or any losses, injury or damages arising from the use of such information, reports, opinions and analysis by the Customer.





### 33. Fan Condition

P109



### 34. Broken or missing components

#### Initial Electric Test



- 35. Resistance to Ground
- 36. Winding Resistance 1-2
- 37. Winding Resistance 2-3
- 38. Winding Resistance 1-3
- 39. Resistive Imbalance
- 40. Hi-Pot



Initial Rotor Inspection



44. Rotor Type

squirrel cage

P4



45. Air Gap &lt;10% Variation

46. Number of Rotor Bars

47. Number of Broken Rotor Bars

0

● 48. Growler Test

(P) Pass

● 49. Rotor Condition

(P) Pass

P50



## Mechanical Inspection



50. Bearing Manufacture

nsk

P1



51. Bearing DE Size

6309




52. Bearing DE Type

ball bearing

53. DE Bearing Qty.

1

Hi-Speed Industrial Service disclaims all warranties, both express and implied, relating to the information, reports, opinions and analysis disclosed to the Customer by Hi-Speed. Hi-Speed shall not be liable for any errors or omissions, or any losses, injury or damages arising from the use of such information, reports, opinions and analysis by the Customer.

54. Bearing ODE Size	6309	
55. Bearing ODE Type	ball bearing	P53
<div style="display: flex; justify-content: space-around;">   </div>		
56. ODE Bearing Qty.	1	
57. Insulated Bearing		
58. Lubrication Type	grease	
59. Grease Condition	(F) Fail	
60. Bearing Retainers	(Y) Yes	P80
		
61. Shaft Grounding Device	(NA) Not Applicable	
62. DE Seal	(Y) Yes	
63. DE Seal Type/Size	45*62*12	P90
		
64. ODE Seal	(Y) Yes	

Hi-Speed Industrial Service disclaims all warranties, both express and implied, relating to the information, reports, opinions and analysis disclosed to the Customer by Hi-Speed. Hi-Speed shall not be liable for any errors or omissions, or any losses, injury or damages arising from the use of such information, reports, opinions and analysis by the Customer.





### Root Cause of Failure

- |                        |                                       |
|------------------------|---------------------------------------|
| 66. Component Failure  | bearings                              |
| 67. Cause of Failure   | <i>Worn/dirty/contaminated grease</i> |
| 68. Comments           | <i>Recondition motor.</i>             |
| 69. Service Technician | Terrence Holland                      |

*Terrence Holland*

### Machine Fit Inspection Report



- |  |          |
|--|----------|
| 70. Shaft Run Out                        | (P) Pass |
| 71. Initial Shaft Run Out                | 0.002 "  |
| 72. Final Shaft Run Out                  |          |
| 73. DE Bearing Shaft Fit                 | (P) Pass |
| 74. DE Initial Shaft Bearing Fit Size 1  | 1.772 "  |
| 75. DE Initial Shaft Bearing Fit Size 2  | 1.772 "  |
| 76. DE Initial Shaft Bearing Fit Size 3  | 1.772 "  |
| 77. DE Finial Shaft Bearing Fit Size 1   |          |
| 78. DE Finial Shaft Bearing Fit Size 2   |          |
| 79. DE Finial Shaft Bearing Fit Size 3   |          |
| 80. ODE Bearing Shaft Fit                | (P) Pass |
| 81. ODE Initial Shaft Bearing Fit Size 1 | 1.7718 " |
| 82. ODE Initial Shaft Bearing Fit Size 2 | 1.7717 " |
| 83. ODE Initial Shaft Bearing Fit Size 3 | 1.7716 " |
| 84. ODE Finial Shaft Bearing Fit Size 1  |          |
| 85. ODE Finial Shaft Bearing Fit Size 2  |          |
| 86. ODE Finial Shaft Bearing Fit Size 3  |          |
| 87. DE Air Seal Shaft Fit                |          |
| 88. DE Initial Air Seal Shaft Size       |          |
| 89. DE Final Air Seal Shaft Size         |          |
| 90. ODE Air Seal Shaft Fit               |          |

Hi-Speed Industrial Service disclaims all warranties, both express and implied, relating to the information, reports, opinions and analysis disclosed to the Customer by Hi-Speed. Hi-Speed shall not be liable for any errors or omissions, or any losses, injury or damages arising from the use of such information, reports, opinions and analysis by the Customer.

91.	ODE Initial Air Seal Shaft Size	
92.	ODE Final Air Seal Shaft Size	
● 93.	DE Endbell Fit	(P) Pass
94.	DE Initial Endbell Fit Size 1	3.9368 "
95.	DE Initial Endbell Fit Size 2	3.937 "
96.	DE Initial Endbell Fit Size 3	3.9372 "
97.	DE Final Endbell Fit Size 1	
98.	DE Final Endbell Fit Size 2	
99.	DE Final Endbell Fit Size 3	
100.	DE Endbell Fit Insulated	
101.	DE Endbell Air Seal Fit	
102.	Initial Endbell Air Seal Fit Size	
103.	Final Endbell Air Seal Fit Size	
● 104.	ODE Endbell Fit	(P) Pass
105.	ODE Initial Endbell Fit Size 1	3.9372 "
106.	ODE Initial Endbell Fit Size 2	3.9371 "
107.	ODE Initial Endbell Fit Size 3	3.9372 "
108.	ODE Final Endbell Fit Size 1	
109.	ODE Final Endbell Fit Size 2	
110.	ODE Final Endbell Fit Size 3	
111.	ODE Endbell Fit Insulated	
112.	ODE Endbell Air Seal Fit	
113.	ODE Initial Endbell Seal Fit Size	
114.	ODE Final Endbell Seal Fit Size	
115.	Foot Flatness	(NA) Not Applicable
116.	Foot Condition	(NA) Not Applicable
● 117.	Flange Condition	(P) Pass

P158



118. Service Technician

Terrence Holland

### Balancing Report

119. Balance Type

Hi-Speed Industrial Service disclaims all warranties, both express and implied, relating to the information, reports, opinions and analysis disclosed to the Customer by Hi-Speed. Hi-Speed shall not be liable for any errors or omissions, or any losses, injury or damages arising from the use of such information, reports, opinions and analysis by the Customer.

120.	Balance Operating Speed
121.	Start Left End
122.	Start Right End
123.	Balancing Specification
124.	Finish Left End
125.	Finish Right End
126.	Service Technician
Assembly and Final Test	
127.	Meggar Testing Reading
128.	Surge Test
129.	Hi-Pot
130.	Winding Resistance 1-2
131.	Winding Resistance 2-3
132.	Winding Resistance 1-3
133.	Test Run Voltage Phase A
134.	Test Run Amps A
135.	Test Run Voltage Phase B
136.	Test Run Amps B
137.	Test Run Voltage Phase C
138.	Test Run Amps C
139.	DE Horizontal Vibration Reading
140.	DE Vertical Vibration Reading
141.	DE Axial Vibration Reading
142.	ODE Horizontal Vibration Reading
143.	ODE Vertical Vibration Reading
144.	ODE Axial Vibration Reading
145.	Ambient Temp at start of Test Run
146.	Temp at 5 minutes
147.	Temp at 10 minutes
148.	Temp at 15 minutes
149.	Temp at 20 minutes
150.	Temp at 25 minutes
151.	Temp at 30 minutes
152.	Temp at 35 minutes
153.	Temp at 40 minutes
154.	Temp at 45 minutes
155.	Temp at 50 minutes
156.	Temp at 55 minutes
157.	Temp at 60 minutes
158.	Motor Paint
159.	Service Technician