



Hi-Speed Industrial Service  
7030 Ryburn Dr  
Millington, Tn 38053  
901-873-5300

## AC Recondition Repair Report

FolderID: 97868  
FormID: 10005822

Phelps Fan Manufacturing Co.  
10701 Interstate 30  
Little Rock, AR 72209

Priorities Found: ● 1 - High ● 15 - Good

### General

1. Job Number	97868
2. Report Date	
3. Customer	Phelps Fan

### Name Plate Information



4. Manufacturer

P5









Hi-Speed Industrial Service disclaims all warranties, both express and implied, relating to the information, reports, opinions and analysis disclosed to the Customer by Hi-Speed. Hi-Speed shall not be liable for any errors or omissions, or any losses, injury or damages arising from the use of such information, reports, opinions and analysis by the Customer.





5. Model	<b>Part# 1LE23214GB112AA3</b>
6. Serial Number	<b>02-J15T0339N91 3</b>
7. Horsepower	<b>125</b>
8. KW	
9. Volts	<b>460</b>
10. Amps	<b>143.0</b>
11. RPM	<b>1780</b>
12. Frame	<b>444T</b>
13. Enclosure	<b>TEFC</b>
14. Cycles	<b>60 HZ</b>
15. Phase	<b>3</b>

Hi-Speed Industrial Service disclaims all warranties, both express and implied, relating to the information, reports, opinions and analysis disclosed to the Customer by Hi-Speed. Hi-Speed shall not be liable for any errors or omissions, or any losses, injury or damages arising from the use of such information, reports, opinions and analysis by the Customer.

16.	Service Factor		
17.	Motor Mount Position		
<b>Initial Inspection</b>			
18.	Number of Leads	6	P13
			
19.	Lead Length	18 Inches	
20.	Lead Size		
	21. Lead Condition	(P) Pass	
	22. Lead Markings	1-3	
	23. Lug Size, Condition, and Type		
	24. Winding RTD's		
	25. Winding Rtd's Condition		
	26. Shaft Run Out	0.002	
	27. Does Shaft Turn Freely	no	
	28. Does Shaft Have Visible Damage	no	
	29. Bearing Rtd's		
	30. Bearing Rtd's Condition		
	31. Contamination		
	<i>Grease dirty</i>		
	32. Frame Condition	(P) Pass	P106
			
	33. Fan Condition	(P) Pass	P109

Hi-Speed Industrial Service disclaims all warranties, both express and implied, relating to the information, reports, opinions and analysis disclosed to the Customer by Hi-Speed. Hi-Speed shall not be liable for any errors or omissions, or any losses, injury or damages arising from the use of such information, reports, opinions and analysis by the Customer.





34. Broken or missing components  
*Connection box rusted with holes on the surface.*

P113

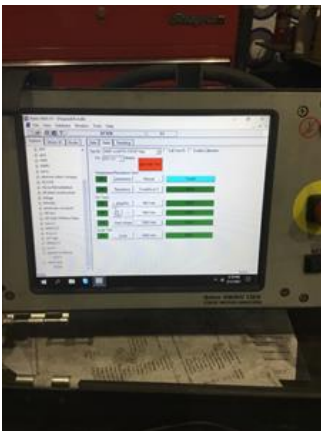


### Initial Electric Test



35. Resistance to Ground	Mohm
36. Winding Resistance 1-2	
37. Winding Resistance 2-3	
38. Winding Resistance 1-3	
39. Resistive Imbalance	
40. Hi-Pot	
41. Surge Test	(P) Pass

P58



42. Stator Condition **good**

Hi-Speed Industrial Service disclaims all warranties, both express and implied, relating to the information, reports, opinions and analysis disclosed to the Customer by Hi-Speed. Hi-Speed shall not be liable for any errors or omissions, or any losses, injury or damages arising from the use of such information, reports, opinions and analysis by the Customer.

43. Failure Location

### Initial Rotor Inspection



44. Rotor Type

squirrel cage

P4



45. Air Gap <10% Variation

46. Number of Rotor Bars

47. Number of Broken Rotor Bars

0

● 48. Growler Test

(P) Pass

● 49. Rotor Condition

(P) Pass

### Mechanical Inspection



50. Bearing Manufacture

Skf

P1









51. Bearing DE Size

NU 318 ECM/C3

P15



Hi-Speed Industrial Service disclaims all warranties, both express and implied, relating to the information, reports, opinions and analysis disclosed to the Customer by Hi-Speed. Hi-Speed shall not be liable for any errors or omissions, or any losses, injury or damages arising from the use of such information, reports, opinions and analysis by the Customer.

52. Bearing DE Type	NU	
53. DE Bearing Qty.	1	
54. Bearing ODE Size	MRC 316R thrust	P43
<div>   </div>		
55. Bearing ODE Type	thrust	P53
<div>   </div>		
56. ODE Bearing Qty.	1	
57. Insulated Bearing	no	
58. Lubrication Type	grease	
59. Grease Condition	(F) Fail	
<div> <span></span> Dirty         </div>		
60. Bearing Retainers	(Y) Yes	P80
<div>   </div>		
61. Shaft Grounding Device	(NA) Not Applicable	

Hi-Speed Industrial Service disclaims all warranties, both express and implied, relating to the information, reports, opinions and analysis disclosed to the Customer by Hi-Speed. Hi-Speed shall not be liable for any errors or omissions, or any losses, injury or damages arising from the use of such information, reports, opinions and analysis by the Customer.



63. DE Seal Type/Size

64. ODE Seal

65. ODE Seal Type/Size

**Root Cause of Failure**

66. Component Failure

**bearings**

67. Cause of Failure

*Contaminated bearing grease*

68. Comments

*Bearings failed due to grease dirty/ contaminated*


69. Service Technician

**Terrence Holland**
**Machine Fit Inspection Report**

70. Shaft Run Out	<b>(P) Pass</b>
71. Initial Shaft Run Out	<b>0.002 "</b>
72. Final Shaft Run Out	
73. DE Bearing Shaft Fit	<b>(P) Pass</b>
74. DE Initial Shaft Bearing Fit Size 1	<b>3.5448 "</b>
75. DE Initial Shaft Bearing Fit Size 2	<b>3.5448 "</b>
76. DE Initial Shaft Bearing Fit Size 3	<b>3.5448 "</b>
77. DE Finial Shaft Bearing Fit Size 1	
78. DE Finial Shaft Bearing Fit Size 2	
79. DE Finial Shaft Bearing Fit Size 3	
80. ODE Bearing Shaft Fit	<b>(P) Pass</b>
81. ODE Initial Shaft Bearing Fit Size 1	<b>3.1505 "</b>
82. ODE Initial Shaft Bearing Fit Size 2	<b>3.1504 "</b>
83. ODE Initial Shaft Bearing Fit Size 3	<b>3.1505 "</b>
84. ODE Finial Shaft Bearing Fit Size 1	
85. ODE Finial Shaft Bearing Fit Size 2	
86. ODE Finial Shaft Bearing Fit Size 3	
87. DE Air Seal Shaft Fit	

Hi-Speed Industrial Service disclaims all warranties, both express and implied, relating to the information, reports, opinions and analysis disclosed to the Customer by Hi-Speed. Hi-Speed shall not be liable for any errors or omissions, or any losses, injury or damages arising from the use of such information, reports, opinions and analysis by the Customer.



88.	DE Initial Air Seal Shaft Size	
89.	DE Final Air Seal Shaft Size	
90.	ODE Air Seal Shaft Fit	
91.	ODE Initial Air Seal Shaft Size	
92.	ODE Final Air Seal Shaft Size	
93.	DE Endbell Fit	(P) Pass
94.	DE Initial Endbell Fit Size 1	7.4814 "
95.	DE Initial Endbell Fit Size 2	7.4812 "
96.	DE Initial Endbell Fit Size 3	7.4814 "
97.	DE Final Endbell Fit Size 1	
98.	DE Final Endbell Fit Size 2	
99.	DE Final Endbell Fit Size 3	
100.	DE Endbell Fit Insulated	
101.	DE Endbell Air Seal Fit	
102.	Initial Endbell Air Seal Fit Size	
103.	Final Endbell Air Seal Fit Size	
104.	ODE Endbell Fit	(P) Pass
105.	ODE Initial Endbell Fit Size 1	6.6939 "
106.	ODE Initial Endbell Fit Size 2	6.6939 "
107.	ODE Initial Endbell Fit Size 3	6.6939 "
108.	ODE Final Endbell Fit Size 1	
109.	ODE Final Endbell Fit Size 2	
110.	ODE Final Endbell Fit Size 3	
111.	ODE Endbell Fit Insulated	
112.	ODE Endbell Air Seal Fit	
113.	ODE Initial Endbell Seal Fit Size	
114.	ODE Final Endbell Seal Fit Size	
115.	Foot Flatness	(P) Pass
116.	Foot Condition	(P) Pass
117.	Flange Condition	(NA) Not Applicable
118.	Service Technician	Terrence Holland
		

### Balancing Report

- |      |                         |
|------|-------------------------|
| 119. | Balance Type            |
| 120. | Balance Operating Speed |
| 121. | Start Left End          |
| 122. | Start Right End         |
| 123. | Balancing Specification |
| 124. | Finish Left End         |
| 125. | Finish Right End        |
| 126. | Service Technician      |

### Assembly and Final Test

- |      |                        |
|------|------------------------|
| 127. | Meggar Testing Reading |
|------|------------------------|

128. Surge Test	
129. Hi-Pot	Ua
130. Winding Resistance 1-2	
131. Winding Resistance 2-3	
132. Winding Resistance 1-3	
133. Test Run Voltage Phase A	
134. Test Run Amps A	
135. Test Run Voltage Phase B	
136. Test Run Amps B	
137. Test Run Voltage Phase C	
138. Test Run Amps C	
139. DE Horizontal Vibration Reading	
140. DE Vertical Vibration Reading	
141. DE Axial Vibration Reading	
142. ODE Horizontal Vibration Reading	
143. ODE Vertical Vibration Reading	
144. ODE Axial Vibration Reading	
145. Ambient Temp at start of Test Run	
146. Temp at 5 minutes	
147. Temp at 10 minutes	
148. Temp at 15 minutes	
149. Temp at 20 minutes	
150. Temp at 25 minutes	
151. Temp at 30 minutes	
152. Temp at 35 minutes	
153. Temp at 40 minutes	
154. Temp at 45 minutes	
155. Temp at 50 minutes	
156. Temp at 55 minutes	
157. Temp at 60 minutes	
158. Motor Paint	
159. Service Technician	