

## Job Information

Job #: 94382

Date: June 13, 2018

Priority: —

Authorized OT: No

Authorized by:

## Customer Information

Name: A.I.M

Reason:

Contact:

Motor#:

PO#:

Application: —

Special notes:

## Name Plate Information

Manufacturer: Atlas Copco

Enclosure : Totally Enclosed  
Fan Cooled

Enclosure Type image

Serial#: 327428M13001

Model#: LSES200L-T

Service Factor: 1.15

Frame: 200L-T

Horsepower/kW: 45

Rated RPM: 3568

Rated Amps: 76

Rated Voltage: 460

Phase: 3

Cycles: 60

Special design: No



Nameplate


DE

ODE

F1

F2

Top



## Mechanical Inspection

Inspect bolt holes and fasteners. Validate correct fasteners.

Does the shaft turn freely?: Yes

Contaminant(s): None

Shaft rotation: CW

Contaminant(s) Amt: None

Shaft grounding device present?: No

Contaminant Image:



Type of grounding device:

Shaft runout(TIR-Inbound):

Bearings DE: Worn

Bearings DE make: SKF

Insulated: No

Bearing DE Size:

Bearings ODE: Worn

Bearings ODE make: SKF

Bearing Type: Cylindrical roller

Bearing ODE Size:

Bearings Retainer: Yes

Thermal Protection: No

Retainer condition: Good

Thermal Protection Type: —

Bearing Type Image



Bearing Make Image



Bearing Retainer Image



Thermal Protection



## Mechanical Inspection (Continued)

Lubrication Type: Oil

Thermal Protection device DE: N/A

Lubrication brand inbound: Unknown

Thermal Protection device ODE: N/A

Lubrication brand outbound: Unknown

Grease Amt DE: N/A

Grease Cond. DE: Other

Grease Amt ODE: 0


Grease Cond. ODE: Other

Seals DE type: Other

Seals Image:

Seals DE size:

Seals DE (inbound) condition :



Seals ODE type: Slinger

Seals Image 2:

Seals ODE size:

Seals ODE (inbound) condition :



Shaft damage cause: None

Shaft Image:



## Mechanical Inspection (Continued)

Brg. Image:



Bushings/sleeves image:



Water jacket: N/A



Fan: Ok



Frame cond.: Good



Motor Mount Position: Horizontal/Foot mount

Endbell type: Single piece

Missing parts?

☐ J-Box cover ☐ O-rings ☐ J-Box☐ HH cover ☐ Glands ☐ None

Other missing parts

Endbell Image:



## Mechanical Inspection (Continued)

### Air Gap Measurements (N/A on Single Piece Endbell)

Does Air Gap Meet Customer or EASA spec(<10% variation)?

DE @ 0

ODE @ 0

—

DE @ 90

ODE @ 90

DE @ 180

ODE @ 180

DE @ 270

ODE @ 270

## AC Electrical Inspection

Number of leads: 6

Terminal Markings:

Length of leads: 5'

REF: NEMA Std. MG 1-2009, Rev. 1-2010, 2.41-Terminal Markings Identified By Color:

Size of leads:

1-Blue  
2-White  
3-Orange  
4-Yellow

5-Black  
6-No color assigned  
7-No color assigned  
8-Red

P1-No color assigned  
P2-Brown

Lead condition: Good

Lug type:

Connections As Received:

Lug Condition: —

Lug size:

Lug Attachment: —

Terminal



Lugs



## AC Electrical Inspection (Continued)

Rotor Type: Cast Aluminum

Rotor Condition: Ok

Num rotor bars: 40

Num broken bars: 0

Rotor



### Rotor Test Results

Visual: Pass

Growler: Pass

Single phase: Pass

Stator type: Factory

If other, stator type:

Stator condition: Ok

If other, stator condition:

Failure location: Other

If other, stator failure:

Stator Image:



Failure Image:



#### WEST TENNESSEE

7030 Ryburn Drive  
Millington, TN 38053  
Phone 901-873-5300  
Fax 901-873-5301

#### CENTRAL ARKANSAS

6812 Lindsey Rd.  
Little Rock, AR 72206  
Phone 501-375-9178  
Fax 501-375-4254

## AC Electrical Inspection (Continued)

Winding color: Like new

Winding image


Winding Thermal Protection: No

Winding condition : Solid

Winding Thermal Protection DE: —

Winding Thermal Protection ODE: —

Stator test results: Rewind



Megs incoming: Good

Surge incoming: Good

Hi-pot incoming: Good

### Winding Resistance Incoming

	Phases A to B	Phases B to C	Phases C to A	Resistive imbalance
Incoming	76.8	0.101	76.4	32

Leads/jumpers: Ok

Lead jumper Image. :

If other, leads/jumpers:



## Conclusion

### Component Failure

Windings/ode bearing

### Cause of Failure

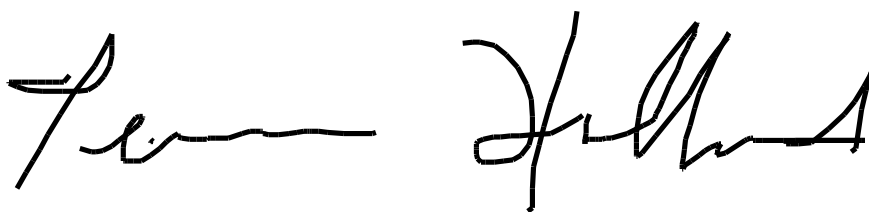
Windings showed ground condition on initial testing.

### Comments

Windings tested bad to ground. Also the opposite drive end bearing was worn and had no lubricants inside.

Service Tech name: Terrence Holland

Service Tech signature:

A handwritten signature in black ink, appearing to read 'Terrence Holland', written in a cursive style.