

Job Information

Job #: 142393

Date: April 29, 2020

Priority: 4

Authorized OT: No

Authorized by:

Customer Information

Name: Process and power

Reason:

Contact:

Motor#:

PO#:

Application: —

Special notes:

Name Plate Information

Manufacturer: Ingersoll Rand

Enclosure : Open Drop Proof (ODP)

Enclosure Type image

Serial#: 150055

Model#:

Service Factor: 1.15

Frame:

Horsepower/kW: 50

Rated RPM: 3570

Rated Amps: 12.2/56.1

Rated Voltage: 460

Phase:

Cycles:

Special design: No



Nameplate

DE

ODE

F1

F2

Top



Mechanical Inspection

Inspect bolt holes and fasteners. Validate correct fasteners.

Does the shaft turn freely?: Yes Contaminant(s): Grease

Shaft rotation: Bi-directional Contaminant(s) Amt: Cup

Shaft grounding device present?: No Contaminant Image:



Type of grounding device:

Shaft runout(TIR-Inbound):

Bearings DE: Worn Bearings DE make: SKF

Insulated: No Bearing DE Size: 6312

Bearings ODE: Worn Bearings ODE make: SKF

Bearing Type: Ball Bearing ODE Size: 6312

Bearings Retainer: Yes Thermal Protection: Yes

Retainer condition: — Thermal Protection Type: —

Bearing Type Image



Bearing Make Image



Bearing Retainer Image



Thermal Protection



Mechanical Inspection (Continued)

Lubrication Type: Oil

Thermal Protection device DE: —

Lubrication brand inbound: Mobile Polyrex EM

Thermal Protection device ODE: —

Lubrication brand outbound: Mobile Polyrex EM

Grease Amt DE: Full

Grease Cond. DE: Hard

Grease Amt ODE: Full

Grease Cond. ODE: Hard

Seals DE type: Slinger

Seals Image:

Seals DE size:

Seals DE (inbound) condition :



Seals ODE type: Slinger

Seals Image 2:

Seals ODE size:

Seals ODE (inbound) condition :



Shaft damage cause: None

Shaft Image:



Mechanical Inspection (Continued)

Brg. Image:



Bushings/sleeves image:



Water jacket: Ok



Fan: Ok



Frame cond.: Good



Motor Mount Position: Horizontal/Foot mount

Endbell type: Single piece

Missing parts?

- | | | |
|--------------------------------------|----------------------------------|-------------------------------------------|
| <input type="checkbox"/> J-Box cover | <input type="checkbox"/> O-rings | <input checked="" type="checkbox"/> J-Box |
| <input type="checkbox"/> HH cover | <input type="checkbox"/> Glands | <input type="checkbox"/> None |

Other missing parts

Endbell Image:



Mechanical Inspection (Continued)

Air Gap Measurements (N/A on Single Piece Endbell)

Does Air Gap Meet Customer or EASA spec(<10% variation)?

DE @ 0

ODE @ 0

—

DE @ 90

ODE @ 90

DE @ 180

ODE @ 180

DE @ 270

ODE @ 270

AC Electrical Inspection

Number of leads: 12

Terminal Markings:

Length of leads:

REF: NEMA Std. MG 1-2009, Rev. 1-2010, 2.41-Terminal Markings Identified By Color:

Size of leads:

1-Blue
2-White
3-Orange
4-Yellow

5-Black
6-No color assigned
7-No color assigned
8-Red

P1-No color assigned
P2-Brown

Lead condition: Good

Lug type:


Connections As Received:

Lug Condition: Good

Lug size:

Lug Attachment: —

Terminal



Lugs



AC Electrical Inspection (Continued)

Rotor Type: Cast Aluminum

Rotor Condition: Ok

Num rotor bars: 46

Num broken bars: 0

Rotor



Rotor Test Results

Visual: Pass

Growler: Pass

Single phase: Pass

Stator type: Factory

If other, stator type:

Stator condition: Ok

If other, stator condition:

Failure location: In slot

If other, stator failure:

Stator Image:



Failure Image:



WEST TENNESSEE

7030 Ryburn Drive
Millington, TN 38053
Phone 901-873-5300
Fax 901-873-5301

CENTRAL ARKANSAS

6812 Lindsey Rd.
Little Rock, AR 72206
Phone 501-375-9178
Fax 501-375-4254

AC Electrical Inspection (Continued)

Winding color: Like new

Winding image



Winding Thermal Protection: Yes

Winding condition : Solid

Winding Thermal Protection DE: —

Winding Thermal Protection ODE: —

Stator test results: Salvageable



Megs incoming: Good

Surge incoming: Good

Hi-pot incoming: Good

Winding Resistance Incoming

Phases A to B

Phases B to C

Phases C to A

Resistive imbalance

Incoming

Leads/jumpers: Ok

Lead jumper Image. :

If other, leads/jumpers:



Conclusion

Component Failure

Greasy winding

Cause of Failure

To much grease on the drive side winding

Comments

Service Tech name: Scott

Service Tech signature:

A handwritten signature in black ink, appearing to read 'Scott', written over a large, faint, stylized background graphic.**WEST TENNESSEE**

7030 Ryburn Drive
Millington, TN 38053
Phone 901-873-5300
Fax 901-873-5301

CENTRAL ARKANSAS

6812 Lindsey Rd.
Little Rock, AR 72206
Phone 501-375-9178
Fax 501-375-4254