

Job Information

Job #: 141917

Date: February 24, 2020

Priority: —

Authorized OT: No

Authorized by:

Customer Information

Name: KTG

Reason:

Contact:

Motor#: 141917

PO#:

Application: —

Special notes:

Name Plate Information

Manufacturer: TECO

Enclosure : Open Drop Proof (ODP)

Enclosure Type image

Serial#: YCAC17A509-1

Model#:

Service Factor: 1.15

Frame: 5011C

Horsepower/kW: 298KW

Rated RPM: 1184

Rated Amps: 96.1/53.1

Rated Voltage: 2300/4160

Phase: 3

Cycles: 60

Special design: No



Nameplate

DE

ODE

F1

F2

Top



Mechanical Inspection

Inspect bolt holes and fasteners. Validate correct fasteners.

Does the shaft turn freely?: No Contaminant(s): None

Shaft rotation: Bi-directional Contaminant(s) Amt: None

Shaft grounding device present?: No Contaminant Image:



Type of grounding device:

Shaft runout(TIR-Inbound):

Bearings DE: Worn Bearings DE make: FAG

Insulated: No Bearing DE Size: NU324

Bearings ODE: Worn Bearings ODE make: FAG

Bearing Type: Ball Bearing ODE Size: 6320

Bearings Retainer: Yes Thermal Protection: Yes

Retainer condition: — Thermal Protection Type: —

Bearing Type Image




Bearing Make Image



Bearing Retainer Image



Thermal Protection



Mechanical Inspection (Continued)

Lubrication Type: Oil

Thermal Protection device DE: —

Lubrication brand inbound: Mobile Polyrex EM

Thermal Protection device ODE: —

Lubrication brand outbound: Mobile Polyrex EM

Grease Amt DE: Full

Grease Cond. DE: Charred

Grease Amt ODE: Full

Grease Cond. ODE: Charred

Seals DE type: Slinger

Seals Image:



Seals DE size:

Seals DE (inbound) condition :

Seals ODE type: Slinger

Seals Image 2:



Seals ODE size:

Seals ODE (inbound) condition :

Shaft damage cause: None

Shaft Image:




Mechanical Inspection (Continued)


Brg. Image:



Bushings/sleeves image:



Water jacket: Ok



Fan: Ok



Frame cond.: Good



Motor Mount Position: Horizontal/Foot mount

Endbell type: Single piece

Missing parts?

- | | | |
|--------------------------------------|----------------------------------|--|
| <input type="checkbox"/> J-Box cover | <input type="checkbox"/> O-rings | <input type="checkbox"/> J-Box |
| <input type="checkbox"/> HH cover | <input type="checkbox"/> Glands | <input checked="" type="checkbox"/> None |

Other missing parts

Endbell Image:



Two eyebolts

Mechanical Inspection (Continued)

Air Gap Measurements (N/A on Single Piece Endbell)

Does Air Gap Meet Customer or EASA spec(<10% variation)?

DE @ 0

ODE @ 0

—

DE @ 90

ODE @ 90

DE @ 180

ODE @ 180

DE @ 270

ODE @ 270

AC Electrical Inspection

Number of leads: 6

Terminal Markings:

Length of leads: 10"

REF: NEMA Stds. MG 1-2009, Rev. 1-2010, 2.41-Terminal Markings Identified By Color:

Size of leads:

1-Blue
2-White
3-Orange
4-Yellow

5-Black
6-No color assigned
7-No color assigned
8-Red

P1-No color assigned
P2-Brown

Lead condition: Bad

Lug type:

Connections As Received:

Lug Condition: —

Terminal

Lugs

Lug size:

Lug Attachment: —



AC Electrical Inspection (Continued)


Rotor Type: Cast Aluminum

Rotor Condition: Ok

Num rotor bars: 42

Num broken bars: 0

Rotor



Rotor Test Results

Visual: Pass

Growler: Pass

Single phase: Pass

Stator type: Factory

If other, stator type:

Stator condition: Poled

If other, stator condition:


Failure location: In slot

If other, stator failure:

Stator Image:



Failure Image:



WEST TENNESSEE

7030 Ryburn Drive
Millington, TN 38053
Phone 901-873-5300
Fax 901-873-5301

CENTRAL ARKANSAS

6812 Lindsey Rd.
Little Rock, AR 72206
Phone 501-375-9178
Fax 501-375-4254

AC Electrical Inspection (Continued)

Winding color: Like new


Winding image

Winding Thermal Protection: Yes

Winding condition : Solid

Winding Thermal
Protection DE: —Winding Thermal
Protection ODE: —

Stator test results: Rewind



Megs incoming: Bad

Surge incoming: Bad

Hi-pot incoming: Bad

Winding Resistance Incoming

Phases A to B

Phases B to C

Phases C to A

Resistive imbalance

Incoming

Leads/jumpers: Ok

Lead jumper Image. :

If other, leads/jumpers:



Conclusion

Component Failure

Drive end bearing

Cause of Failure

Drive end bearing gauged to shaft rotor drug in stator.

Comments

Rotor has copper on it.

Service Tech name: Kelly Felts

Service Tech signature:

A handwritten signature in black ink that reads 'Kelly Felts'.**WEST TENNESSEE**

7030 Ryburn Drive
Millington, TN 38053
Phone 901-873-5300
Fax 901-873-5301

CENTRAL ARKANSAS

6812 Lindsey Rd.
Little Rock, AR 72206
Phone 501-375-9178
Fax 501-375-4254