

Job Information

Job #: 141236

Date: November 22, 2019

Priority: —

Authorized OT: No

Authorized by:

Customer Information

Name: KTG

Reason: Over heating

Contact:

Motor#:

PO#:

Application: —

Special notes:

Name Plate Information

Manufacturer: Mario Cotta

Enclosure : Totally Enclosed
Non-Ventilated

Enclosure Type image

Serial#:

Model#:

Service Factor:

Frame:

Horsepower/kW: .45kw

Rated RPM: 1590


Rated Amps: 1.3

Rated Voltage: 380

Phase: 3

Cycles: 85.6

Special design: No



Nameplate


DE

ODE

F1

F2

Top



Mechanical Inspection

Inspect bolt holes and fasteners. Validate correct fasteners.

Does the shaft turn freely?: Yes


Contaminant(s): None

Shaft rotation: Bi-directional

Contaminant(s) Amt: None

Shaft grounding device present?: No

Contaminant Image:



Type of grounding device:

Shaft runout(TIR-Inbound):

Bearings DE: Worn

Bearings DE make: NTN

Insulated: No

Bearing DE Size: 6007Z

Bearings ODE: Worn

Bearings ODE make: NTN

Bearing Type: Ball

Bearing ODE Size: 6002ZC3


Bearings Retainer: Yes

Thermal Protection: Yes

Retainer condition: Good

Thermal Protection Type: —

Bearing Type Image




Bearing Make Image



Bearing Retainer Image



Thermal Protection



Mechanical Inspection (Continued)

Lubrication Type: Grease

Thermal Protection device DE: —

Lubrication brand inbound: Unknown

Thermal Protection device ODE: —

Lubrication brand outbound: Unknown

Grease Amt DE: Full

Grease Cond. DE: New

Grease Amt ODE: Full

Grease Cond. ODE: New

Seals DE type: N/A

Seals Image:

Seals DE size:

Seals DE (inbound) condition :

Seals ODE type: N/A



Seals Image 2:

Seals ODE size:

Seals ODE (inbound) condition
:

Shaft damage cause: None

Shaft Image:




Mechanical Inspection (Continued)


Brg. Image:




Bushings/sleeves image:



Water jacket: N/A



Fan: N/A



Frame cond.: Good



Motor Mount Position: Horizontal/Foot mount

Endbell type: Single piece

Missing parts?

- | | | |
|--------------------------------------|----------------------------------|--|
| <input type="checkbox"/> J-Box cover | <input type="checkbox"/> O-rings | <input type="checkbox"/> J-Box |
| <input type="checkbox"/> HH cover | <input type="checkbox"/> Glands | <input checked="" type="checkbox"/> None |

Other missing parts

Endbell Image:



Mechanical Inspection (Continued)

Air Gap Measurements (N/A on Single Piece Endbell)

Does Air Gap Meet Customer or EASA spec(<10% variation)?

DE @ 0

ODE @ 0

—

DE @ 90

ODE @ 90

DE @ 180

ODE @ 180

DE @ 270

ODE @ 270

AC Electrical Inspection

Number of leads: 6

Terminal Markings:

Length of leads:

REF: NEMA Stds. MG 1-2009, Rev. 1-2010, 2.41-Terminal Markings Identified By Color:

Size of leads:

1-Blue
2-White
3-Orange
4-Yellow

5-Black
6-No color assigned
7-No color assigned
8-Red

P1-No color assigned
P2-Brown

Lead condition: Good

Lug type:

Connections As Received:

Lug Condition: Good


Lug size:

Lug Attachment: —

Terminal



Lugs



AC Electrical Inspection (Continued)

Rotor Type: Cast Aluminum

Rotor Condition: Ok

Num rotor bars: 44

Num broken bars: 0

Rotor



Rotor Test Results

Visual: Pass

Growler: Pass

Single phase: Pass

Stator type: Factory

If other, stator type:

Stator condition: Ok

If other, stator condition:


Failure location: Other

If other, stator failure: Failed surge test

Stator Image:



Failure Image:



WEST TENNESSEE

7030 Ryburn Drive
Millington, TN 38053
Phone 901-873-5300
Fax 901-873-5301

CENTRAL ARKANSAS

6812 Lindsey Rd.
Little Rock, AR 72206
Phone 501-375-9178
Fax 501-375-4254

AC Electrical Inspection (Continued)

Winding color: Like new

Winding image


Winding Thermal Protection: Yes

Winding condition : Solid

Winding Thermal Protection DE: —

Winding Thermal Protection ODE: —

Stator test results: Rewind



Megs incoming: Good

Surge incoming: Bad

Hi-pot incoming: Good

Winding Resistance Incoming

	Phases A to B	Phases B to C	Phases C to A	Resistive imbalance
Incoming	22.460	20.730	22.460	7.9

Leads/jumpers: Ok

Lead jumper Image. :

If other, leads/jumpers:



Conclusion

Component Failure

Winding failed the surge test

Cause of Failure

Comments

Rewind

Service Tech name: Shawn

Service Tech signature:

A handwritten signature in black ink, appearing to be 'Shawn', written in a stylized, cursive-like font.

WEST TENNESSEE

7030 Ryburn Drive
Millington, TN 38053
Phone 901-873-5300
Fax 901-873-5301

CENTRAL ARKANSAS

6812 Lindsey Rd.
Little Rock, AR 72206
Phone 501-375-9178
Fax 501-375-4254