

Job Information

Job #: 140862

Date: October 8, 2019

Priority: —

Authorized OT: No

Authorized by: Terry f

Customer Information

Name: Sonoco

Reason:

Contact:

Motor#:

PO#:

Application: —

Special notes:

Name Plate Information

Manufacturer: Ge

Enclosure : Open Drop Proof (ODP)

Enclosure Type image

Serial#:

Model#:

Service Factor: 1.15

Frame: 365tb

Horsepower/kW: 75

Rated RPM: 1800

Rated Amps: 201

Rated Voltage: 208

Phase: 3

Cycles:

Special design: No



Nameplate

DE

ODE

F1

F2

Top



Mechanical Inspection

Inspect bolt holes and fasteners. Validate correct fasteners.

Does the shaft turn freely?: Yes Contaminant(s): Dirt

Shaft rotation: Bi-directional Contaminant(s) Amt: Full

Shaft grounding device present?: No Contaminant Image:



Type of grounding device:

Shaft runout(TIR-Inbound):

Bearings DE: Fell Apart Bearings DE make: NACHI

Insulated: No Bearing DE Size: 212

Bearings ODE: Worn Bearings ODE make: NACHI

Bearing Type: Ball Bearing ODE Size: 212

Bearings Retainer: Yes Thermal Protection: Yes

Retainer condition: — Thermal Protection Type: —

Bearing Type Image



Bearing Make Image



Bearing Retainer Image



Thermal Protection

Not Available



MILLINGTON, TN

LITTLE ROCK, AR

Mechanical Inspection (Continued)

Lubrication Type: Grease

Thermal Protection device DE: N/A

Lubrication brand inbound: Mobile Polyrex EM

Thermal Protection device ODE: N/A

Lubrication brand outbound: Mobile Polyrex EM

Grease Amt DE: Full

Grease Cond. DE: Hard

Grease Amt ODE: Full

Grease Cond. ODE: Hard

Seals DE type: N/A

Seals Image:

Seals DE size:

Not
Available

Seals DE (inbound) condition :

Seals ODE type: N/A

Seals Image 2:

Seals ODE size:

Not
Available

Seals ODE (inbound) condition
:

Shaft damage cause: None

Shaft Image:



WEST TENNESSEE

7030 Ryburn Drive
Millington, TN 38053
Phone 901-873-5300
Fax 901-873-5301

CENTRAL ARKANSAS

6812 Lindsey Rd.
Little Rock, AR 72206
Phone 501-375-9178
Fax 501-375-4254

Mechanical Inspection (Continued)

Brg. Image:



Bushings/sleeves image:

Not Available

Water jacket: N/A

Fan: N/A

Frame cond.: Good

Not Available

Not Available



Motor Mount Position: Horizontal/Foot mount

Endbell type: Single piece

Missing parts?

☐ J-Box cover ☐ O-rings ☐ J-Box☐ HH cover ☐ Glands ☒ None

Other missing parts

Endbell Image:



Mechanical Inspection (Continued)

Air Gap Measurements (N/A on Single Piece Endbell)

Does Air Gap Meet Customer or EASA spec(<10% variation)?

DE @ 0

ODE @ 0

—

DE @ 90

ODE @ 90

DE @ 180

ODE @ 180

DE @ 270

ODE @ 270

AC Electrical Inspection

Number of leads: 6

Terminal Markings: 1-6

Length of leads: 18 inches

REF: NEMA Stds. MG 1-2009, Rev. 1-2010, 2.41-Terminal Markings Identified By Color:

Size of leads: 5/16 hole

1-Blue
2-White
3-Orange
4-Yellow

5-Black
6-No color assigned
7-No color assigned
8-Red

P1-No color assigned
P2-Brown

Lead condition: Bad

Lug type:

Connections As Received: 1-6

Lug Condition: Bad


Lug size:

Lug Attachment: Replace

Terminal



Lugs



AC Electrical Inspection (Continued)


Rotor Type: Cast Aluminum

Rotor Condition: Ok

Num rotor bars:

Num broken bars:

Rotor



Rotor Test Results

Visual: Pass

Growler: Pass

Single phase: Pass

Stator type: Factory

If other, stator type:

Stator condition: Ok

If other, stator condition:

Failure location: In slot

If other, stator failure:

Stator Image:



Failure Image:



WEST TENNESSEE

7030 Ryburn Drive
Millington, TN 38053
Phone 901-873-5300
Fax 901-873-5301

CENTRAL ARKANSAS

6812 Lindsey Rd.
Little Rock, AR 72206
Phone 501-375-9178
Fax 501-375-4254

AC Electrical Inspection (Continued)

Winding color: Dull black

Winding image

Winding Thermal Protection: Yes

Winding condition : Charred

Winding Thermal
Protection DE: —

Winding Thermal
Protection ODE: —

Stator test results: Rewind



Not
Available

Megs incoming: Bad

Surge incoming: Bad

Hi-pot incoming: Bad

Winding Resistance Incoming

Phases A to B

Phases B to C

Phases C to A

Resistive imbalance

Incoming

Leads/jumpers: Ok

Lead jumper Image. :

If other, leads/jumpers:



Conclusion

Component Failure

Overamp bearings and fits

Cause of Failure


Bearings locked causing motor winding to overheat

Comments

Overload on winding motor got so hot it melted copper windings
Coupling 1. 1/4 af

Service Tech name: Terry f

Service Tech signature:

A handwritten signature in black ink, appearing to be 'Terry f', written in a cursive style.

WEST TENNESSEE

7030 Ryburn Drive
Millington, TN 38053
Phone 901-873-5300
Fax 901-873-5301

CENTRAL ARKANSAS

6812 Lindsey Rd.
Little Rock, AR 72206
Phone 501-375-9178
Fax 501-375-4254