



MILLINGTON, TN

LITTLE ROCK, AR

Job Information

Job #: 94352

Date: June 8, 2018

Priority: —

Authorized OT: No

Authorized by:

Customer Information

Name: AIM

Motor#:

Name Plate Information

Manufacturer: LEROY SOMER

Enclosure : Totally Enclosed
Fan Cooled

Horsepower/kW: 5

Serial#: G472245D140001

Model#:

Service Factor: 1.15

Frame: 184TCH

Rated RPM: 1765

Rated Voltage: 230/460

Phase: 3

Rated Amps: 14/7

Cycles: 60

Special design: No

WEST TENNESSEE

7030 Ryburn Drive
Millington, TN 38053
Phone 901-873-5300
Fax 901-873-5301

CENTRAL ARKANSAS

6812 Lindsey Rd.
Little Rock, AR 72206
Phone 501-375-9178
Fax 501-375-4254



MILLINGTON, TN

LITTLE ROCK, AR

AC Electrical Inspection

Megs at reassembly: Good

Surge at reassembly: Good

Hi-pot reassembly: Good

Winding Resistance Incoming

	Phases A to B	Phases B to C	Phases C to A	Resistive imbalance
Outgoing	2.442	2.461	2.462	0.8

Test Run Inspection

Date June 8, 2018

— I have merged this motor and verified that all electrical tests are complete!

Power Supply

	Phase A	Phase B	Phase C
No Load Voltage	457	454	455
No Load Current	4.1	4.1	3.9

Temperatures: (Degrees Fahrenheit)

Test run ball-bearing motors for 15 minutes.

Test run sleeve bearing motors for 60 minutes.

Temperature rise at the end of test run should be less than 2° every five minutes.

WEST TENNESSEE
7030 Ryburn Drive
Millington, TN 38053
Phone 901-873-5300
Fax 901-873-5301

CENTRAL ARKANSAS
6812 Lindsey Rd.
Little Rock, AR 72206
Phone 501-375-9178
Fax 501-375-4254



MILLINGTON, TN

LITTLE ROCK, AR

Test Run Inspection (Continued)

Ambient Temp:

TIME	DE	Degree Change	ODE	Degree Change
------	----	---------------	-----	---------------

START:

5 MIN:

10 MIN:

15 MIN:

20 MIN:

25 MIN:

30 MIN:

35 MIN:

40 MIN:

45 MIN:

50 MIN:

55 MIN:

60 MIN:

WEST TENNESSEE

7030 Ryburn Drive
Millington, TN 38053
Phone 901-873-5300
Fax 901-873-5301

CENTRAL ARKANSAS

6812 Lindsey Rd.
Little Rock, AR 72206
Phone 501-375-9178
Fax 501-375-4254

Test Run Inspection (Continued)

Vibration Data: In./Sec-Peak (Readings should be less than .08 In/Sec Peak)

	Horizontal	VDE	Axial
DE	0.02	0.00	0.10
ODE	0.03	0.01	0.02

Magnetic Center Measurements (Only Applies to Sleeve Bearing Motors)



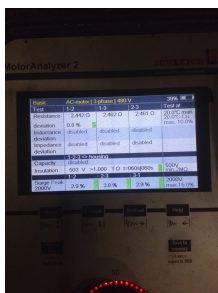
Magnetic Center line distance from shaft shoulder

Magnetic Center line distance from all the way out mark

Magnetic Center line distance from all the way in mark

Total Motor End Float

Additional photos



☐ Yes, the shaft has been isolated for delivery.

Service Tech name: Robert Wiley

Service Tech signature:

