



Hi-Speed Industrial Service  
7030 Ryburn Dr  
Millington, Tn 38053  
901-873-5300

## AC Recondition Repair Report

FolderID: 98592  
FormID: 11352164

Union Pacific-Vine St 10945  
1020 N. Vine Street  
North Little Rock, AR

Priorities Found: ● 4 - High ● 8 - Good

### General

1. Job Number	98592
2. Report Date	08/13/2021
3. Customer	UNION PACIFIC

### Name Plate Information



4. Manufacturer	CENTURY	P5
-----------------	---------	----








Hi-Speed Industrial Service disclaims all warranties, both express and implied, relating to the information, reports, opinions and analysis disclosed to the Customer by Hi-Speed. Hi-Speed shall not be liable for any errors or omissions, or any losses, injury or damages arising from the use of such information, reports, opinions and analysis by the Customer.





5. Model	6-3555152-14
6. Serial Number	BF3 68296
7. Horsepower	
8. KW	
9. Volts	460
10. Amps	84.6
11. RPM	1775
12. Frame	365T
13. Enclosure	DP
14. Cycles	60
15. Phase	3
16. Service Factor	1.15
17. Motor Mount Position	
<b>Initial Inspection</b>	
18. Number of Leads	6
19. Lead Length	
20. Lead Size	
21. Lead Condition	
22. Lead Markings	
23. Lug Size, Condition, and Type	
24. Winding RTD's	
25. Winding Rtd's Condition	
26. Shaft Run Out	0.001

Hi-Speed Industrial Service disclaims all warranties, both express and implied, relating to the information, reports, opinions and analysis disclosed to the Customer by Hi-Speed. Hi-Speed shall not be liable for any errors or omissions, or any losses, injury or damages arising from the use of such information, reports, opinions and analysis by the Customer.

27. Does Shaft Turn Freely		
28. Does Shaft Have Visible Damage	no	
29. Bearing Rtd's		
30. Bearing Rtd's Condition		
31. Contamination		P104
Yes		
<div style="display: flex; justify-content: space-around;">   </div>		
32. Frame Condition		
33. Fan Condition	(NA) Not Applicable	
34. Broken or missing components		
<b>Initial Electric Test</b>		
35. Resistance to Ground		
36. Winding Resistance 1-2		
37. Winding Resistance 2-3		
38. Winding Resistance 1-3		
39. Resistive Imbalance		
40. Hi-Pot		
41. Surge Test	(F) Fail	P58
		
42. Stator Condition	pass	
43. Failure Location		
<b>Initial Rotor Inspection</b>		





45. Air Gap &lt;10% Variation

46. Number of Rotor Bars

48

47. Number of Broken Rotor Bars

0

● 48. Growler Test

(P) Pass

● 49. Rotor Condition

(P) Pass

P50



## Mechanical Inspection



50. Bearing Manufacture

NSK

51. Bearing DE Size

6314

P15



52. Bearing DE Type

regular ball bearing

P23



53. DE Bearing Qty.

1

54. Bearing ODE Size

6212

P43



55. Bearing ODE Type

regular ball bearing

P53



56.	ODE Bearing Qty.	1	
57.	Insulated Bearing	no	
58.	Lubrication Type	grease	
59.	Grease Condition	(F) Fail	P74



60.	Bearing Retainers	(NA) Not Applicable	
61.	Shaft Grounding Device	(NA) Not Applicable	
62.	DE Seal	(NA) Not Applicable	
63.	DE Seal Type/Size		
64.	ODE Seal	(NA) Not Applicable	
65.	ODE Seal Type/Size		

#### Root Cause of Failure

66.	Component Failure	windings	
67.	Cause of Failure		
	<i>Windings shorted</i>		
68.	Comments		
	<i>Rewind stator windings. Re-sleeve D.E. &amp; O.D.E housing fits</i>		
69.	Service Technician	Terrence. Holland	

*Terrence Holland*

#### Machine Fit Inspection Report

Hi-Speed Industrial Service disclaims all warranties, both express and implied, relating to the information, reports, opinions and analysis disclosed to the Customer by Hi-Speed. Hi-Speed shall not be liable for any errors or omissions, or any losses, injury or damages arising from the use of such information, reports, opinions and analysis by the Customer.

70.	Shaft Run Out	(P) Pass
71.	Initial Shaft Run Out	0.001 "
72.	Final Shaft Run Out	"
73.	DE Bearing Shaft Fit	(P) Pass
74.	DE Initial Shaft Bearing Fit Size 1	2.7562 "
75.	DE Initial Shaft Bearing Fit Size 2	2.756 "
76.	DE Initial Shaft Bearing Fit Size 3	2.756 "
77.	DE Finial Shaft Bearing Fit Size 1	
78.	DE Finial Shaft Bearing Fit Size 2	
79.	DE Finial Shaft Bearing Fit Size 3	
80.	ODE Bearing Shaft Fit	(P) Pass
81.	ODE Initial Shaft Bearing Fit Size 1	2.3628 "
82.	ODE Initial Shaft Bearing Fit Size 2	2.3627 "
83.	ODE Initial Shaft Bearing Fit Size 3	2.3627 "
84.	ODE Finial Shaft Bearing Fit Size 1	
85.	ODE Finial Shaft Bearing Fit Size 2	
86.	ODE Finial Shaft Bearing Fit Size 3	
87.	DE Air Seal Shaft Fit	
88.	DE Initial Air Seal Shaft Size	
89.	DE Final Air Seal Shaft Size	
90.	ODE Air Seal Shaft Fit	
91.	ODE Initial Air Seal Shaft Size	
92.	ODE Final Air Seal Shaft Size	
93.	DE Endbell Fit	(F) Fail
94.	DE Initial Endbell Fit Size 1	5.907 "
95.	DE Initial Endbell Fit Size 2	5.9069 "
96.	DE Initial Endbell Fit Size 3	5.907 "
97.	DE Final Endbell Fit Size 1	
98.	DE Finial Endbell Fit Size 2	
99.	DE Final Endbell Fit Size 3	
100.	DE Endbell Fit Insulated	(NA) Not Applicable
101.	DE Endbell Air Seal Fit	
102.	Initial Endbell Air Seal Fit Size	
103.	Finial Endbell Air Seal Fit Size	
104.	ODE Endbell Fit	(F) Fail
105.	ODE Initial Endbell Fit Size 1	4.3321 "
106.	ODE Initial Endbell Fit Size 2	4.3318 "
107.	ODE Initial Endbell Fit Size 3	4.332 "
108.	ODE Final Endbell Fit Size 1	
109.	ODE Final Endbell Fit Size 2	
110.	ODE Final Endbell Fit Size 3	
111.	ODE Endbell Fit Insulated	(NA) Not Applicable
112.	ODE Endbell Air Seal Fit	
113.	ODE Initial Endbell Seal Fit Size	
114.	ODE Finial Endbell Seal Fit Size	
115.	Foot Flatness	
116.	Foot Condition	(P) Pass
117.	Flange Condition	(NA) Not Applicable

Hi-Speed Industrial Service disclaims all warranties, both express and implied, relating to the information, reports, opinions and analysis disclosed to the Customer by Hi-Speed. Hi-Speed shall not be liable for any errors or omissions, or any losses, injury or damages arising from the use of such information, reports, opinions and analysis by the Customer.





### Balancing Report

- 119. Balance Type
- 120. Balance Operating Speed
- 121. Start Left End
- 122. Start Right End
- 123. Balancing Specification
- 124. Finish Left End
- 125. Finish Right End
- 126. Service Technician

### Assembly and Final Test

- 127. Meggar Testing Reading
- 128. Surge Test
- 129. Hi-Pot
- 130. Winding Resistance 1-2
- 131. Winding Resistance 2-3
- 132. Winding Resistance 1-3
- 133. Test Run Voltage Phase A
- 134. Test Run Amps A
- 135. Test Run Voltage Phase B
- 136. Test Run Amps B
- 137. Test Run Voltage Phase C
- 138. Test Run Amps C
- 139. DE Horizontal Vibration Reading
- 140. DE Vertical Vibration Reading
- 141. DE Axial Vibration Reading
- 142. ODE Horizontal Vibration Reading
- 143. ODE Vertical Vibration Reading
- 144. ODE Axial Vibration Reading
- 145. Ambient Temp at start of Test Run
- 146. Temp at 5 minutes
- 147. Temp at 10 minutes
- 148. Temp at 15 minutes
- 149. Temp at 20 minutes
- 150. Temp at 25 minutes
- 151. Temp at 30 minutes
- 152. Temp at 35 minutes
- 153. Temp at 40 minutes
- 154. Temp at 45 minutes
- 155. Temp at 50 minutes
- 156. Temp at 55 minutes
- 157. Temp at 60 minutes
- 158. Motor Paint

Hi-Speed Industrial Service disclaims all warranties, both express and implied, relating to the information, reports, opinions and analysis disclosed to the Customer by Hi-Speed. Hi-Speed shall not be liable for any errors or omissions, or any losses, injury or damages arising from the use of such information, reports, opinions and analysis by the Customer.

